

# iwata

by ANEST IWATA

*Airbrush products catalogue*



**ANEST  
IWATA**

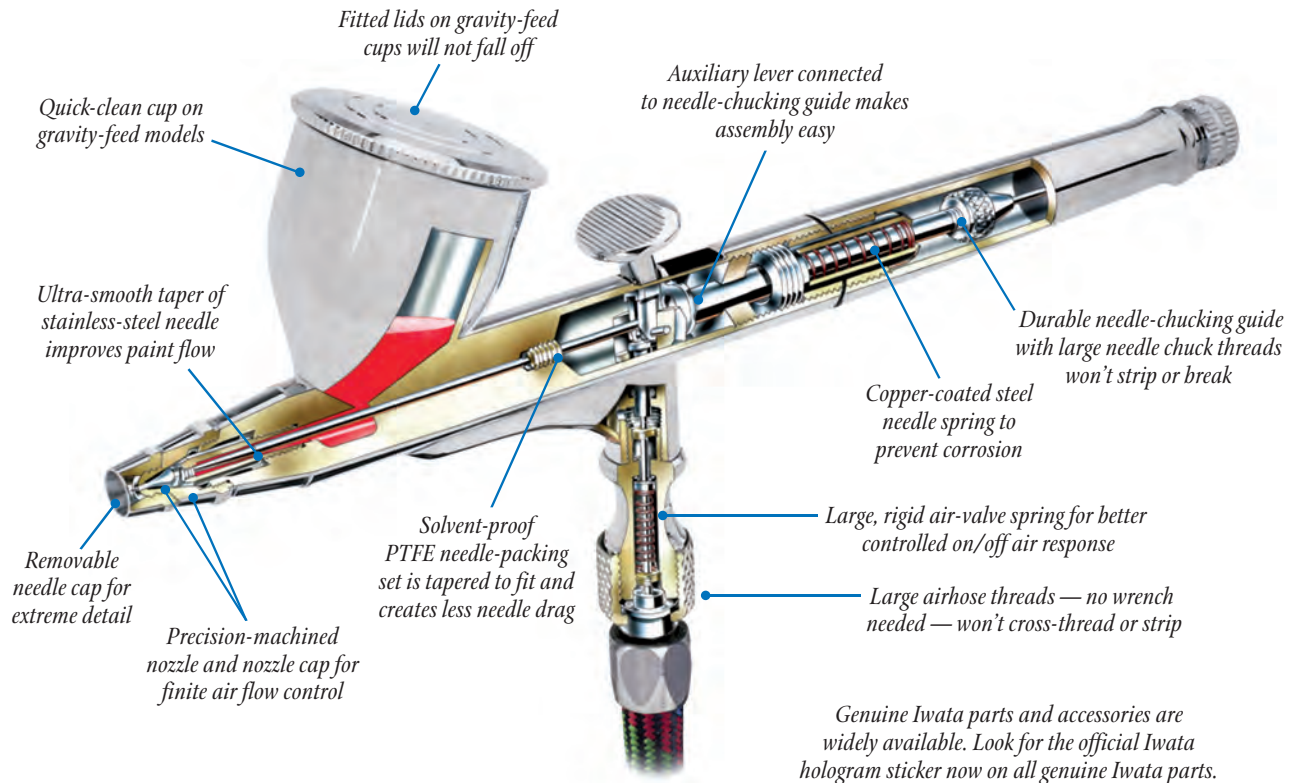
PRODUCTS  
**ARTOOL**  
COMPANY, INC.

**COMART.**  
colours  
for Airbrush & Paintbrush


**MEDEA**

# Genuine Quality and Performance

## Trusted By The Industry's Leading Airbrush Artists



## Stipple Patterns



Unique, controlled stippling achieved by removing the nozzle cap and needle cap, then adjusting the air pressure. An entire range of stippling effects can be sprayed, from very fine to coarse textures.

## What Makes The World's Top Artists Insist On Iwata

### PERFORMANCE

*Brilliant performance backed by exceptional customer service and technical expertise.*

### PASSION

*Our passion sets us apart. And drives us to create inspired products for artists like you.*

### COMMITMENT

*Our tireless dedication and enduring commitment help you to always be at your creative best.*

#### ANEST IWATA WARRANTY

##### Airbrushes

An unprecedented five-year warranty backs all Iwata airbrushes and spray guns. All Iwata airbrushes are warranted against all manufacturing defects of material and manufacture or workmanship for a period of FIVE years from date of purchase. Any part or material that is or becomes defective so as not to be usable within this period will be repaired or replaced.

This warranty does not cover damage caused by negligence or units that have been altered or abused in any way.

*\*Needles and Nozzles need to be replaced from time to time due to ordinary wear and are not covered by the above warranty.*

##### Compressors

All Iwata air compressors are warranted against all manufacturing defects of material and manufacture or workmanship for a period of ONE year from date of purchase. Any part or material that is or becomes defective so as not to be usable within this period will be repaired or replaced. This warranty does not cover damage caused by negligence or units that have been altered or abused in any way.

##### Repairs & Cleaning Policy

Anest Iwata Europe s.r.l. offers repair and cleaning services for all Iwata airbrushes. The following options are available to assist customers in getting the highest quality service available.

1. E-mail Technical Support: offers technical support over the e-mail. This service includes general usage information, cleaning tips, and troubleshooting. Please mail to: [tech.service@airbrush-iwata.com](mailto:tech.service@airbrush-iwata.com)

2. Cleaning & Repair Service: For a fee of Euro 20,00 Anest Iwata Europe professional technician will repair, clean, lube and test your Iwata airbrush.

There is an additional charge for any needed replacement parts.

NOTE: All airbrushes returned for repair must have a Return Authorization Number. Please send an email to [tech.service@airbrush-iwata.com](mailto:tech.service@airbrush-iwata.com) to obtain an RA number, instructions, and our shipping address.

*\*Needles and Nozzles need to be replaced from time to time due to ordinary wear and are not covered by the above warranty.*



**Kustom Series**  
The Mac Daddy  
Of All Airbrushes



**NEW! Version 2**

**Custom Micron  
(GM) Series**  
Absolute Precision  
for the Elite Professional



**Hi-Line Series**  
Hi-Control of  
Hi-Precision Work



**High Performance  
Plus Series**  
High-Precision,  
High-Detail Work



**Eclipse Series**  
Ultimate Versatility,  
Reliability and Performance



**Revolution Series**  
Quality, Performance  
and Value



**NEO Series for Iwata**  
Start Airbrushing Now

# iwata

by ANEST IWATA

All Iwata products are designed and manufactured to the highest standards without compromise. Each series has a very distinct advantage for different types of applications.

The World  
Leader in  
High-Quality,  
Professional  
Spray  
Equipment



### **IWATA Premier Service Plan**

Iwata offers the industry's best customer service and the most comprehensive product warranties.

If anything should go wrong, know that we take pride in backing all of our products with exceptional repair and technical support.

## Airbrushing Acrylics on Canvas

Using acrylic paints in an airbrush is actually quite common in the arts-and-crafts fields. Noted artist, author and airbrush instructor Robert Paschal uses the HP-C Plus, coupled with a Power Jet compressor, for creating illusions of shadows, adding highlights and creating special effects.

Since acrylic paints are heavy-bodied by nature, they need to be thinned a bit before spraying, and typically require an airbrush with larger tip/needle combinations. When working on small areas, the Eclipse gravity-feed (HP-CS, HP-BS) and side-feed (HP-SBS) brushes are great for details, while the bottom-feed HP-BC Plus and Eclipse HP-BCS are ideal when doing background work or when larger volumes of paint are required.



**Robert Paschal** [www.arttalk.com](http://www.arttalk.com)

*"When airbrushing on canvas, artists' acrylic colors are a preferred medium. They can be thinned easily to a sprayable consistency. They dry quickly so you can work fast. They are flexible and have good adhesion. And they work well on raw, gessoed or prepared canvases. Acrylic colors are waterproof, permanent and will not fade. When spraying acrylics for small, detailed areas, I recommend the gravity-feed HP-C Plus. And for spraying larger areas, I recommend the bottom-feed Eclipse BCS.*

**The airbrush is an excellent tool for casting shadows.** It delivers the soft granular spray required for creating the illusion of objects floating in space. I recommend the gravity-feed Iwata HP-C Plus to achieve these effects because the softer the spray, the better the illusion. The airbrush is also ideally suited for the development of a hard edge when painting with acrylics – simply airbrush along a masked area to capture the spray. The tighter the mask is attached to the work surface, the harder the edge will be. Acrylics can be sprayed along stencils and masks without fear of bleeding."

## Airbrushing Watercolors

Watercolors are one of the most natural mediums for use with an airbrush because it's a transparent media and airbrushes apply colors in a transparent fashion. Respected artist, lecturer and avid golfer Kirk Lybecker says, "Airbrushes are often used to enhance places where watercolors are weak like in washes."

Lybecker, who often works with watercolors, prefers the Custom Micron CM-SB and CM-B because of their phenomenal control and powers them with a quiet Shark compressor. Lybecker sometimes uses a CM-C for slightly larger areas and an RG-3 mini spray gun for blocking in larger background areas. Casual airbrush users painting with watercolors may prefer the gravity-feed HP-C Plus or HP-B Plus, which allow for spraying at low air pressures to maximize coverage and minimize over-spray. Both of these airbrushes work extremely well with the Smart Jet or Power Jet compressors.



**Kirk Lybecker** [www.lybeckerstudios.com](http://www.lybeckerstudios.com)

*"Using an airbrush in a watercolor painting is a natural marriage. Watercolors are thin and flow easily even through the finest of airbrushes. If you are tired of drab washes, enhance your washes with the use of an airbrush to fortify the color, such as getting deeper blues in the sky. You can also accentuate details like picking out smaller shadows. And, most importantly, you can build layered colors so that you can get the depth and intensity of an oil painting with watercolors.*

*I use the Iwata Custom Micron airbrushes because they are a **perfect blend of the capacity to do extremely fine details and subtle blending, and for their easy cleaning and maintenance.** The low air-pressure use allows me to do a lot of work without having to use frisket film or similar masking mediums.*

*The RG-3 mini Spray Gun gives me excellent control for large sprays, allowing for even, subtle background sprays."*

## Illustration

Illustrations are typically commercial and designed for eventual reproduction. These artistic renderings are often done on illustration board, paper or similar substrates, most likely using thin paint, inks or dyes.

An illustrator like Michael Cacy uses the CM-B or CM-SB for the finest detail work since they perform well at extremely low air pressures. The CM-C, HP-B Plus and HP-SB Plus can be used for detail and general rendering purposes, while the HP-C Plus is good for some detail and background coverage. These models are all good for working on small- to medium-sized work, which is typical for illustration.

Professional illustrators often rely on powerful, yet silent compressors with air-storage tanks for consistent and uninterrupted airflow like the Power Jet and Shark compressors.



**Michael Cacy**

*"The Eclipse CS is a dynamite airbrush for over-painting oil-based colors over the top of my illustrations. Using a rub out or pick-up technique with a kneaded eraser lifts up the oils, revealing the under painting. This technique adds another dimension to my work. Once airbrushed on, you can control the drying time, meaning that you can start rubbing out an area almost immediately. Also, by airbrushing you have more control because you can gauge the value – it can be more subtle or pronounced than it would be if it were brushed over.*

*I use the Iwata Custom Micron for all critical work, such as precise detail. **The Iwata HP-C Plus is without a doubt the best all-around illustrator's airbrush ever.***

## Murals

Mural painting is typically done with airbrushes that have larger fluid capacities and with spray guns. Designer, mural painter and artist A.D. Cook prefers the RG-3 and W-101 spray guns, and uses a variety of other airbrushes, including the HP-C Plus and Custom Micron like the CM-SB. He powers his wares with a Shark compressor.



**A.D. Cook** [www.ADCook.com](http://www.ADCook.com) - [www.ADCookFineArt.com](http://www.ADCookFineArt.com) - [www.AirbrushTour.com](http://www.AirbrushTour.com)

*"My paintings are very time consuming. Iwata airbrushes are reliable, easy to maintain and comfortable, making them easy to use for long periods of time. I have always believed in using the best equipment for the job at hand. To cover large areas of the surface with precise gradation or other special effects, the RG-3 or W-101 are indispensable. For detailed work, I prefer to use the Iwata HP-BC Plus because I can make quick color changes. Special projects require the use of my Iwata Custom Micron airbrushes."*

## Automotive

Individualism and creative expression turn vehicles of today, cycle tanks and custom auto painting into works of art. Artist, author and instructor Craig Fraser of Kal Concepts is at the forefront of this creative movement that's rapidly growing in popularity. The Kustom Eclipse CS is the workhorse of his studio, while the CM-C Plus allows for the greatest details.

The side-feed Eclipse HP-SBS (Autographics version) is quickly becoming a mainstay in the field because of its 1 oz side-mounted bottle, which allows for greater vision of the work since you can see directly over the nozzle. The Power Jet and Shark compressors lend themselves well to casual workloads.

Iwata's arsenal of various Spray Guns rounds out the offerings for this type of work. Fraser is also the designer of the haunting SkullMaster Series Freehand Airbrush Templates from Artool.



**Craig Fraser** [www.gotpaint.com](http://www.gotpaint.com)

*"Though I've tried many brands of airbrushes, I can truly say I haven't found a brush that can rival the accuracy and durability of my Iwatas. Whether I'm painting with automotive urethanes or water-based Com-Art Colors, the Kustom Eclipse CS is the workhorse of my studio. Not only does it deliver consistent fine lines and details that I demand, it also maintains that consistency for many years. I've always been impressed with the Custom Micron for the incredible detail work it allows me to do. The Autographics side-feed and top-feed models of the Eclipse series allow for added versatility and work great with solvent-based urethanes and toners. At Kal Concepts/Air Syndicate, we have been using the LPH Automotive Spray Guns. Iwata is the rare company with a complete line of guns and airbrushes where every model is a winner. Whether you need razor-sharp detailed illustration or full-tilt custom automotive spraying, Iwata's arsenal has the gun for every job."*

## Special FX

Special Effects pioneers implemented airbrushes into their studios to expand their ability to take-on projects of all types and scales. Today airbrushes have become an indispensable tool for artists working in film, television and haunting industries and their use continues to grow.



**Tim Gore**

*"Almost thirty years in the film special effects field making creatures and characters has taught me many things. One thing I've learned is when I am creating a memorable "monster," I need a "MONSTER" airbrush! That airbrush is IWATA. Iwata professional airbrushes never let me down, whether on a dinosaur-sized beast down to fine animatronic eyes and miniatures. I can count on my Kustom Eclipse CS and my Micron CM and larger spray guns to bleed life into any creature on my list. If you need the best, buy the best — IWATA!"*

## Signs

Because of Julian "Mr. J" Braet, Bob Bond, Butch Anton, David Shaw and Jay Landsberg, using an airbrush in sign making has become a popular tool for creative solutions. The Eclipse HP-BCS and the Power Jet compressor are the preferred choice for most sign-making professionals.

Special effects on vinyl signs like fades and color blends are easily achieved with an airbrush. Sign makers also like the HP-C Plus and Eclipse HP-CS for highlights and quick special effects, and for touching up plotted images. Both of these airbrushes run well with the Smart Jet compressor for light applications, but serious "power users" prefer the Shark compressors.



**Julian "Mr. J" Braet**

*"The airbrush is a great tool for adding highlights and dimension to the lettering on signage, vehicle lettering and vinyl graphics. Using an airbrush adds color faster and makes creating special effects easier. Light background sprays for panels and additional special effects are easily achieved with an airbrush."*

*I use the Iwata Eclipse HP-CS because it is the easiest to use and it's the best all-around airbrush for sign makers of all skill levels. I use the Iwata RG-3 for large areas, basecoats and backgrounds, and also for putting on topcoats and clear-coats."*

# Which airbrush and compressor are best for me?

**iwata**  
by ANEST IWATA

To answer this question, many different factors need to be taken into account. Finding the right airbrush for the right application can help make your project turn out perfectly.

Here are some suggestions for airbrushes and compressors for different applications. Product combinations are based on typical techniques, and basic assumptions are made for type of paints being sprayed and at typical operating air pressures for each application.

Please note this is just a starting point and may not indicate the personal preference of certain users or professionals in different areas of expertise.

## Beauty Art

The airbrush has become a significant tool for progressive beauty professionals. Commonly used in the film industry, airbrushes are now finding a home in the modern make-up artist's repertoire, creating flawless glamour looks on all skin types, including difficult complexions.

In contemporary salons and spas, body spraying is in tremendous demand as Airbrush Sunless Tanning replaces harmful UV rays as the bronze of choice for modern, health-conscious men and women.

Airbrush tattoo products by Medea offer an alternative to the real thing and are fun and easy to apply. Multifaceted artist, author and instructor Pamela Shanteau takes it to a new level with elaborate body-art using a combination of airbrushes. Using the Eclipse HP-CS, HP-BS and HP-BCS powered by a Power Jet compressor, Pamela rides the cutting edge in her body art designs.



### Laura Glass

*"Iwata has specialized, multi-purpose airbrushes for all of my endeavors in the world of beauty.*

*For versatility in make-up*

*I like to use the Eclipse CS or Revolution CR for their smooth atomization and ability to handle heavier make-up formulations.*

*For airbrush tanning at home I like Eclipse BCS. When a 5 minute tan is in order you can't beat the Eclipse G-6 or the Iwata RG-3. Paired with an Iwata Studio Series Power Jet Lite compressor or Maxx Jet for a serious professional set up.*

*For fingernail art and other forms of fine detailing, Iwata's High Performance Plus and Hi Line Series airbrushes allow for optimum control at minimal air pressures."*

## T-Shirts

Textile paints, like Medea Textile colors, that are used for painting T-shirts are made with heavier-bodied pigments similar to acrylics and require larger tip/needle combinations, as well as powerful air compressors.

Mark "The Shark" Rush, textile painting guru and designer of the Great White Shark compressor, prefers his fleet of 15 Iwata Eclipse BCS airbrushes and his own Great White Shark compressor. The Eclipse HP-CS proves to be a good choice for spot details and highlights.

The compressor recommended for textiles is the Shark compressor. While others may do some light duty such as home T-shirt painting, they will burn out if subjected to long hours at higher air pressures.



### Mark "the Shark" Rush [www.bigairbrush.com](http://www.bigairbrush.com)

*"I've been airbrushing T-shirts for over 30 years and have seen a great evolution in equipment over the years. When you paint the volume of T-shirts I do, you must use equipment that is dialed in for speed as well as reliability.*

*I use a fleet of 15 Iwata Eclipse airbrushes and a Great White Shark silent air compressor from Iwata-Medea to meet my commercial airbrush needs. From fine lines and dagger strokes to broad multi-colored backgrounds, the Eclipse BCS does it all. **Time is money in my business, so I use the best airbrush equipment made."***

## RC Cars

Iwata now has airbrushes made exclusively for the new user and part-time airbrusher – the Revolution Series. The Revolution airbrushes include all of the quality and performance that made Iwata famous and are affordably priced. With the quality, performance and value of both gravity- and siphon-feed models, hobby and model builders will appreciate the fantastic finish that can be achieved. Painters who want more detail may choose to step up to the Eclipse and/or HP Plus Series.



### Larry Genova [www.kustomrcgraphics.net](http://www.kustomrcgraphics.net)

*"I use the Iwata HP-C Plus for detail shadowing, the Eclipse HP-BCS for large cover areas and the Eclipse HP-CS for normal shadowing.*

*I get emails all the time asking what airbrush I suggest someone should buy to start airbrushing with. I always reply Iwata for sure! Reason: I am self taught and I bought all the others when I was starting out. When I finally bought an Iwata, that was it, I was hooked. **Buy the best the first time!"***

## Model Railroad

Model train enthusiasts who want fine detail use the Custom Micron CM-B and also the HP-SB Plus powered by the Sprint Jet, Smart Jet or Power Jet compressors.



### Alan Houtz

*"As a custom painter I have seen the desire for museum quality models increase dramatically. **Iwata airbrushes from the Eclipse CS to the Custom Micron B give me the flexibility to achieve any level of detail I can imagine, and give my customers the highest quality finishes on their models."***

## Static Scale Models

The resurgence of plastic-model-kit and resin-kit building has created a need for new advances in airbrush technology. No more slapping on paint with a brush — realism is the goal and an airbrushed finish is the answer.

An avid resin-kit builder and a contributing writer to many hobby magazines, Tom Grossman frequently uses the Revolution CR, powered by a Smart Jet compressor. The gravity-feed Eclipse CS allows for excellent detail with modestly heavy pigments, yet also allows for large background coverage.

Master model makers find that they prefer the finest details and often use the HP-SB Plus and also the CM-C in their work. Subtle shading and weathering are common uses for these two airbrushes, especially when powered by the Sprint Jet, Smart Jet or Power Jet compressor. Advanced users want the flexibility of a Shark compressor in their studios.



### Tom Grossman

*"Scale models come in polystyrene, resin, vinyl and/or metal. They also come in all sizes and subjects and each have something to offer. The finest finishes are best accomplished with the help of a good, reliable airbrush.*

***The Iwata line has a great airbrush for every modeling need, skill level and budget.***

*Iwata products work well with a variety of mediums. I like acrylics for their user and environmentally friendly chemistry. Com-Art transparent and opaque paints are great for effects and shading like weathering and flesh tones. Iwata airbrushes can deliver the same great performance with enamels and lacquers, too. I like the quick clean-up between colors with gravity-feed designs and the small amount of paint that can be used. After all, it's not the paint job, it's the touch up that makes a kit come to life.*

*The affordable Revolution CR fits the bill for base coats, simple schemes and basic stencil work. An Eclipse HP-CS is my choice for most other modeling applications because of its greater control and versatility. When it's time for some fine detail, crisper lines without masking and work with smaller scale subjects, I use an HP-C Plus."*

## Cake Decorating / Bakery Industry

There has been a recent resurgence in the popularity of cake decorating and other forms of sugar art. The airbrush has been a proven time saving tool. Not only are artists using food coloring, which runs as thin as water, but also using cocoa butter, which must be heated and cools hard very quickly. The challenge is very difficult but very rewarding with the right tools.



### Bobby Martin

*"When I airbrush on buttercream frosting, I only get one shot, so I prefer the Neo gravity feed. I can run the thinnest food coloring at the lowest pressure and not worry about blowing buttercream off the cake. It is so easy to maintain, and you can't help but appreciate the quality of the most affordable airbrush on the market. When you want to make the impossible possible, I grab my Eclipse and I can airbrush the most elaborate work directly on chocolate as well. The Eclipse is the most versatile airbrush and has been my go to airbrush for years, and has proven to have limitless potential for all forms of sugar art."*

## Taxidermy And Woodcarving

Taxidermists use airbrushes for all different types of works from patterns on fish to subtle shading. Typically taxidermists prefer the Eclipse HP-BCS and the Eclipse HP-CS because of their versatility. They also use the HP-C Plus and HP-B Plus for subtle details. Users with a preference for single-action select the Revolution SAR.

Because of the style of work, more control of the air compressor is usually required. The powerful and reliable Power Jet is great for casual taxidermy uses while the high-powered Shark compressors are popular choices for larger, busier shops.

Professional woodcarvers often compete for tremendous cash prizes. They require the ultimate in precision and fine-tuned control. The Custom Micron Series (CM-B, CM-SB and CM-C Plus) airbrushes are the best choice for these users.

These airbrushes are best powered by any of the Iwata Studio Series Power Jet compressor models.



### Jeff Lumsden World Taxidermy Champion

*"I have found the Iwata Eclipse HP-SBS to be the best airbrush for 'all' of my taxidermy finishing. It is extremely reliable and was designed as a detail airbrush for acrylic paints. Besides its flawless performance for general shop use and detail fish painting, it offers 360-degree 'no spill' painting and left or right side cup ports!"*

## Stenciling And Decorative Painting

Sponges used to be the only choice when it came to stenciling, and decorative painters stuck with their bristle brushes. When artist and instructor Sheri Hoeger (the Mad Stencilist) began using an HP-C Plus airbrush and then craft guru Lindy Brown became enthused about her Eclipse HP-BCS and gravity-feed HP-BS, the airbrush became an essential tool.

Lindy Brown powers her airbrush with an Iwata Studio Series Smart Jet air compressor. Crafters, stencilers and decorative painters will also appreciate the virtues of the Eclipse HP-CS and Revolution SAR for spraying heavier paints. Compressors, like the Sprint Jet, make airbrushing affordable. Professionals with studios or shops might prefer a Power Jet or Shark compressor.

## And So Many Other Uses...

Every day we discover new and unique uses for airbrushes from our customers.




Kustom painting takes pole position! The Iwata Kustom Series shines in atomizing solvent-based paints. With PTFE packing, large cups, pre-set handles and taller triggers these airbrushes distinguish themselves as Kustom.



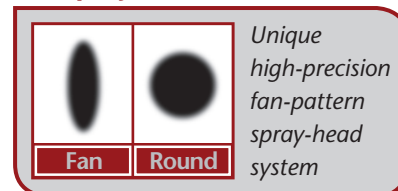
### The Ultimate Kustom Airbrush Kit by Iwata — K 9900

Truly for professionals only, the complete set of five Kustom Series airbrushes available in a single case! This portable and compact aluminum attache' will make even the most fervent airbrush enthusiast green with envy. Imagine the impression you will create during your next project when you arrive with the ultimate set of tools. Now there is no doubt that you mean business - fame and fortune await!

- All five Kustom Series airbrushes
- Five Pistol-Grip Filters (F A450)
- Five quick disconnect (QD) male fittings
- One quick disconnect (QD) female fitting
- One braided air hose
- Owner's guide
- Kewl kustom case



### TH Spray Patterns



### Unique high-precision fan-pattern spray-head system

### Iwata Kustom HP-TH — K 9200

The first airbrush to create a fan-patterned spray, the TH stands alone among its peers. Triggering your imagination for auto-body touch-up and Kustom painting, the Kustom TH delivers unprecedented control of a fan pattern with a minimum of overspray, giving it a unique advantage over mini touch-up guns. Great for small areas such as chip repair, fender welds, door jams and other hard-to-reach areas.

- 0.5 mm nozzle and needle combination
- MAC Valve (Micro Air Control)
- "Fan-Patterned" air cap (fan pattern requires compressor with at least 1.2 cfm)
- "Round-Patterned" air cap
- PTFE needle packings
- Large, 1/2 oz (14 ml) removable gravity-feed fluid cup
- Spray-gun trigger design
- Includes Pistol-Grip Moisture Filter (F A450)

For more information visit [airbrush-iwata.com](http://airbrush-iwata.com)





### **Kustom Custom Micron CM Airbrush — K 9000**

The mac daddy of all airbrushes, the Kustom CM is framed around the Iwata Custom Micron airbrush. The Kustom CM airbrush provides extreme control of ultra fine-line spray, silky smooth atomization and ultimate paint-flow control with hand-tuned, hand-adjusted performance.


- 0.23 mm nozzle with custom "Matched Head System"
- Large, 1/2 oz (14 ml) gravity fluid cup
- Taller trigger for extreme control of trigger action and paint flow
- MAC Valve for precise air pressure control
- PTFE needle packings
- Includes Pistol-Grip Moisture Filter (F A450)



### **Kustom Hi-Line CH Airbrush — K 9100**

A preferred airbrush for users who need ultimate control of fine-line work and medium background spraying, the Kustom CH boasts a MAC Valve that supplies precise air control to the head of the airbrush for ultimate control.

- 0.3 mm nozzle
- Large, 1/2 oz (14 ml) gravity fluid cup
- Taller trigger for extreme control of trigger action and paint flow
- MAC Valve for precise air-pressure control
- PTFE needle packings
- Includes Pistol-Grip Moisture Filter (F A450)



### **Kustom Revolution TR Airbrush — K 9400**

Triggering the passion of spray-gun users, the TR airbrush proves easy to use. The long trigger provides commanding control of the airbrush spray.

- 0.3 mm nozzle
- Large, 3/4 oz (21 ml) removable gravity-feed fluid cup
- Spray-gun trigger design
- PTFE needle packings
- Includes Pistol-Grip Moisture Filter (F A450)



### **Kustom Eclipse CS Airbrush — K 9300**

The workhorse of the Kustom line, the CS features a large general-purpose nozzle/needle combination. Still maintaining fine-line control, the CS creates wide background sprays with fine atomization and control. Designed to spray metallic, pearlescent and base-coat paints.

- 0.35 mm nozzle
- Large, 1/2 oz (14 ml) gravity fluid cup
- Taller trigger for extreme control of trigger action and paint flow
- PTFE needle packings
- Includes Pistol-Grip Moisture Filter (F A450)

For more information visit [airbrush-iwata.com](http://airbrush-iwata.com)



## **Pistol-Grip Filter INCLUDED**

Attaching directly onto the airbrush, the Pistol-Grip Filter is the final defense to deliver clean, dry air to your airbrush. Miniature in size, the super-fine, 5-micron filter element performs like a full-size filter separator.

The clear filter bowl allows a visual inspection of built-up moisture and is evacuated through a spring-loaded release valve – without taking the filter off the airbrush.

Comfortable in the hand, the Pistol-Grip Filter acts as a handle on the airbrush to relieve muscle tension.



**iwata**



# Custom Micron

*Absolute Precision for the Elite Professional*

## (VERSION 2)

For the elite professional who demands precise and accurate control of very detailed spraying, the Custom Micron Series is built to be the "best of the best," hand-tested and adjusted by the world's leading airbrush technicians. Special machining processes along with the meticulous hand-fitting of the parts create an airbrush with superb atomization and incredible control. By removing the crown cap and nozzle cap, these airbrushes will spray an entire range of stipple effects, from very fine to coarse textures.

The Custom Micron Version 2 has the same superb atomization but boasts new features. All Custom Microns now feature an ergonomic trigger, a single-piece auxiliary lever/needle-chucking guide to provide easy assembly and the crown cap dock.



**Ergonomic trigger  
prevents finger fatigue**



**Never lose your crown cap again  
with the crown cap dock**

### **Iwata Custom Micron CM-C2 Plus Perfect Performance that's Simply Unmatched**

The next evolution of peerless performance. Inspired by the already proven, industry-leading Custom Micron series, the Custom Micron CM-C Plus drives automotive and illustration airbrushing into the future with innovative features that have to be experienced to be believed.



**Iwata Custom Micron CM-C2 Plus ø 0.23 — ICM 4502**

**Iwata Custom Micron CM-C2 Plus ø 0.18 — ICM 4518**

- Using the same matched-head assembly as the other trusted Custom Micron airbrushes, the Custom Micron CM-C Plus has the same precise feel that's entirely unique to a Custom Micron airbrush (0.23 mm and 0.18 mm nozzle)
- A breakthrough technology, the Micro Air Control (MAC) Valve enables infinite control of the airflow at the head of the airbrush, which provides even more control of stippling, fine details and finely atomized background spraying
- The solvent-proof PTFE needle packing allows for the use of automotive or other solvent-based paints
- The funnel shape of the redesigned gravity-feed cup (1/3 oz) lets the airbrush be used effectively with only a couple drops of paint, ensuring a fast and thorough clean up
- A cutaway handle enables users to grab the needle-chucking nut and quickly pull back the needle to flush paint out of the cup and paint passageways for a quick and easy clean up



### Iwata Custom Micron CM-C2 — ICM 4002

- Ideal for professional use where heavier paints are required (0.23 mm nozzle) or when larger work is being created
- The Iwata Custom Micron matched-head system ensures superior atomization
- Features a larger 1/3 oz (9.0 ml) gravity-feed color cup for working with large volumes of paint



### Iwata Custom Micron CM-B2 — ICM 2002

- The smallest nozzle and needle combination (0.18 mm) for the most precise and accurate control of detail spraying
- Features a 1/16 oz (1.8 ml) gravity-feed cup that cleans quickly for rapid color changes
- A highly polished, hardened stainless-steel needle provides an exceptionally smooth transition from detail to mid-range spraying



### Iwata Custom Micron CM-SB2 — ICM 3002

- The smallest nozzle and needle combination (0.18 mm) for the most precise and accurate control of detail spraying
- 1/8 oz (3.8 ml) side-feed cup which is engineered for right- and left-handed use and lets you view directly over the top of the airbrush for up-close, fine detail work
- For larger artwork, the Custom Micron versatility is enhanced by an optional 1/4 oz (7 ml) side-feed cup, 1/2 oz (14 ml) gravity-feed cup or a 1 oz (28 ml) siphon bottle



Custom Micron

### Custom Micron Head System

The unique feature of the hand-matched head system means all of the parts in the head are assembled, tested and adjusted until the spray characteristics are as perfect as an airbrush can be. Available only as a set, spare head systems can be purchased to ensure the Custom Micron will always spray to its fullest potential.



# Hi-Line

Hi-Control of Hi-Precision Work

**iwata**

Featuring the ultimate in air control directly at the nozzle with Iwata's Micro Air Control (MAC) Valve Technology, the Hi-Line Series doesn't just change air pressure instantly – it changes the way you airbrush.

Designed for artists who need extreme control of detailed spraying, this series uses larger diameter threads on the nozzle than the Original High Performance Series. This makes the nozzle much stronger when tightening it onto the airbrush and ensures better centering of the nozzle when it screws onto the airbrush body.

The Hi-Line Series is made with PTFE needle packing, a dual-purpose cutaway, pre-set handle and one-piece auxiliary lever/needle chucking guide.



## Micro Air Control (MAC) Valve


A breakthrough technology, the Micro Air Control (MAC) Valve enables infinite control of the airflow at the head of the airbrush, which is different than just regulating the air pressure at the compressor.

- Lets users spray a coarse stippling effect to full atomization with a quick turn
- For fine line or detail work, it can be adjusted to create the optimum airflow for maximum control of the paint output
- By fully opening the MAC Valve, quick cleaning or wide background spraying can be achieved



**Iwata Hi-Line HP-AH — H 1100**

- Features a 0.2 mm nozzle
- Larger threads on the nozzle offer a more secure fit and better centering of the nozzle on the body
- Sprays with one drop of paint in its 1/32 oz (0.9 ml) fluid cavity



**Iwata Hi-Line HP-BH — H 2100**

- Like the HP-AH, it has a 0.2 mm nozzle but has a larger 1/16 oz (1.8 ml) cup for holding more paint
- The gravity-feed cup features a smooth inside taper that provides for a quick and easy clean up



**Hi-Line HP-CH — H 4100**

- Features a 0.3 mm nozzle and a large 1/3 oz (9.0 ml) tapered gravity-feed cup
- The larger nozzle and needle makes this an ideal airbrush for spraying a variety of paints from watercolors to solvent-based automotive paints



**High-Performance Assembly**

Each nozzle is precisely made on the industry's most sophisticated machinery. They are hand-tested to assure accurate control and fine atomization of the spray, and they are self-sealing, which eliminates the need for messy sealers. Unlike conventional brass nozzles, steel alloys are more durable and resist damage from harsh chemicals.



iwata

# High Performance

High-Precision, High-Detail Work

## plus

Renowned as the professional's workhorse, the popular High Performance Series Plus airbrushes features:

- Dual-purpose, cut-away and pre-set handle for easy clean up and precise control of paint flow
- PTFE needle packing for automotive or other solvent-based paints
- Larger threads on the nozzle offer a more secure fit and better centering of the nozzle
- Redesigned tapered gravity-feed cups ensure easy clean up and more efficient paint flow
- Single-piece auxiliary lever/needle-chucking guide provides easy assembly



### Iwata High Performance Plus HP-A Plus — H 1001

- Features a 0.2 mm nozzle and needle combination for high-precision, detail spraying
- The 1/32 oz (0.9 ml) fluid cavity is perfect for spraying small amounts of media in a small area



### Iwata High Performance Plus HP-B Plus — H 2001

- Features a 0.2 mm nozzle and needle combination for high-precision, detail spraying
- 1/16 oz (1.8 ml) gravity-feed color cup




### Iwata High Performance Plus HP-SB Plus — H 3001

- Features a 0.2 mm nozzle and needle combination for high-precision, detail spraying
- 1/8 oz (3.8 ml) side-feed color cup allows right- or left-handed use, and for slow detail spraying and better vision of the work surface
- Optional 1/4 oz side cup, 1/2 oz gravity cup or a 1 oz siphon bottle add to the versatility of this airbrush



### Iwata High Performance Plus HP-C Plus — H 4001

- A practical choice for most airbrush uses
- Its larger 1/3 oz (9.0 ml) gravity-feed cup and larger (0.3 mm) needle/ nozzle configuration allow for use with most media
- An airbrush that does it all – from fine hairlines to finely atomized background spray, along with an entire range of stippling effects
- The gravity-feed cup is useful for mixing custom colors and allows quick color changes
- Short paint passageway from the cup to the front of the airbrush gives it a responsive feel and allows it to be one of the quickest cleaning airbrushes in the industry



### Iwata High Performance Plus HP-BC Plus — H 5001

- A high-detail, high-precision, 0.3 mm nozzle and needle combination, bottom-feed airbrush for artists who need quick color changes with a certain set of colors
- Similar in spray characteristics and needle-nozzle size to the HP-C Plus, it has very good atomization and is extremely reliable
- Comes with 3/4 oz (28 ml) glass jar



# iwata High Performance

High Precision, High Detail Work

## Original



### Limited Edition\* Iwata High Performance Original HP-C — H 4050

Who knew 50 years ago when Iwata introduced the HP-C airbrush, it would start the modern day airbrush revolution? But it did when famed artists Charlie White, Dave Willardson and Michael Cacy, in 1981, switched to the gravity-feed Iwata HP-C from other brands of side-feed models.

The Iwata HP-C allowed artists who airbrushed the ability to paint with acrylics which gave them the versatility they needed because they could work with both opaque and transparent colors. Using the HP-C with acrylics completely changed airbrush technique for these 3 hugely popular, trailblazing artists in the airbrush industry.

Because of these 3 artists' influence in the airbrush industry, the Iwata HP-C became the main airbrush in all illustration artists' arsenals. It was the go-to airbrush to create all the advertising & fine art graphics before the advent of computers.

Now you can own a piece of Airbrush History – the Original Iwata HP-C!

- Limited Edition: Engraved and numbered 0001-1000



iwata  
**High Performance**  
plus

Descended from greatness, the HP Plus Series remains the cornerstone of the Iwata line and continues the legacy of the original HP Series.

The original HP Series established the Iwata name in the creative community. It seems every artist or graphic designer had one. To this day, many artists are still using their original Iwata HP model.

And not only do Iwata airbrushes endure, but Iwata always strives for innovation to improve the creative process.



# iwata Eclipse

## Ultimate Versatility, Reliability and Performance

The multi-purpose, high-paint-flow, versatile airbrushes of the Eclipse Series cover a wide range of uses. Because they can spray heavier paints and achieve a fine line as well as a 2" wide pattern, they are well suited for just about any application or project. These are the most popular Iwata airbrush models due to their versatility, not to mention that they get such a varied spray pattern from just one size nozzle and needle.



### **Iwata Eclipse HP-CS** ECL 4500 — Airbrush only

- Gravity-feed airbrush features a unique 0.35 mm needle and nozzle combination for fine-detail spraying, but with high-paint-flow capacity
- Generous 1/3 oz sized cup is designed with a new funnel shape, which makes for easy clean up and more efficient paint flow
- Automotive artists, fine artists and students will appreciate how well the Eclipse CS sprays heavier acrylics and textile paints, while maintaining high-detail spray characteristics



### **Iwata Eclipse HP-BS — ECL 2500**

- Gravity-feed airbrush features a 0.35 mm needle and nozzle combination with a convenient 1/16 oz sized cup
- The improved funnel design of the cup makes for easy clean up and more efficient paint flow
- Ideal for nail and beauty applications



### **Iwata Eclipse HP-SBS** ECL 3500 — Airbrush and 1/8 oz side-mount cup

- Side-feed airbrush features a 0.35 mm needle and nozzle combination with the option of four cup sizes – the standard 1/8 oz side cup, a 1/4 oz side cup, a special 1/2 oz gravity-feed side cup or a 1 oz siphon-feed bottle
- Ideal for custom automotive graphics and murals, as well as for fine-arts work that requires custom color mixing and thicker paints
- The Autographics version of the HP-SBS is similar to the standard HP-SBS except it comes with a large 1/2 oz side mount, gravity-feed cup and a 1 oz siphon-feed bottle



### **Iwata Eclipse HP-BCS** ECL 2000 — Airbrush and 2 oz bottle only

- Bottom-feed airbrush features a 0.5 mm needle and nozzle combination
- Sets the industry standard for high-performing, general-purpose, high-paint-flow airbrushes
- Versatile, reliable performance — this airbrush does it all

For more information visit [airbrush-iwata.com](http://airbrush-iwata.com)



## Iwata Eclipse G-Series — Unique, Big-Time Performance

With a unique pistol-grip feel, the Eclipse G-Series airbrush-guns look like a miniature spray gun, but spray and perform like a large airbrush with their 0.3 - 0.5 mm stainless-steel nozzles.



### Iwata Eclipse G3 — ECL 9100

- Works with most twin-piston airbrush compressors like the Iwata Studio Series Power Jet Compressors
- True center-post gravity-feed airbrush
- MAC Valve for precise control of air and spray
- Round or fan a pattern. Gives a true fan pattern spray like most spray guns
- 0.3 mm stainless steel nozzle
- Twilight-chrome finish
- Kit Includes: Iwata Eclipse G3 Pistol-Grip Airbrush-Gun, 4oz stainless-steel cup and lid
- Uses BT 050 spray gun hose



### Iwata Eclipse G5 — ECL 9200

- Works with most twin-piston airbrush compressors like the Iwata Studio Series Power Jet Compressors
- True center-post gravity-feed airbrush
- MAC Valve for precise control of air and spray
- Gives a true fan pattern spray like most spray guns
- 0.5 mm stainless steel nozzle for heavier paints
- Twilight-chrome finish
- Kit Includes: Iwata Eclipse G5 Pistol-Grip Airbrush-Gun, 8oz stainless-steel cup and lid
- Uses BT 050 spray gun hose



**iwata**   
**Eclipse**

### Eclipse Nozzle/ Head Assembly

The drop-in hardened steel nozzles are self-centering for perfect alignment and quick, easy assembly. High-paint flow, coupled with ultimate control through the entire spray range, is Iwata's trademark with the Eclipse style of airbrushes. With the interchangeable 0.35 mm high-flow nozzle/needle combination, even finer detail and control can be achieved (excludes the Eclipse G-Series).



# iwata *Revolution*

Quality, Performance and Value

Start off airbrushing with the industry leader — Iwata. Made for users at all levels, the Revolution Series features top-of-the-line airbrushes at a great value. With breakthrough technology and performance, these airbrushes outperform all others in their price range.

## **Iwata Revolution Airbrushes Feature:**

- Internal mix airbrush
- Ergonomic handle design
- Fine detail to 1-1/2" spray pattern
- Larger nozzle and needle combination (0.5 mm) makes for easier spraying of thicker or heavier paints
- Smaller nozzle and needle combination (0.3 mm) on AR and BR makes for easier spraying of thinner paints
- Redesigned trigger mechanism and larger needle-chucking nut for easy assembly
- Replaceable internal PTFE needle packing for use with solvent-based paints
- Value-priced



### **Iwata Revolution BCR**

**R 2000 — Airbrush And 2 oz Bottle Only**

- A 0.5 mm nozzle/needle combination, bottle-feed, dual-action airbrush for general-use spraying
- Siphon-feed model makes it easy to swap out bottles of specific colors quickly
- Useful for T-shirt painting, model-railroad landscapes, R/C car painting, airplane models and other general art, hobby and craft projects

The M Series features a single-action style trigger for simple operation. It's gravity-fed and internal-mix for superior spray results. The M Series airbrushes are perfect for airbrush cosmetics, body art, hobbies, models and other general applications.

iwata  
**Revolution**

# M

Gravity-Feed Single-Action Airbrush



### **Iwata Revolution HP-M1** — R 1050


- Single-action
- 0.3 mm needle/nozzle
- 1.5ml cup
- Designed for low pressure applications



### **Iwata Revolution HP-M2** — R 1060

- Single-action
- 0.4 mm needle/nozzle
- 7ml cup
- Designed for low pressure applications

For more information visit [airbrush-iwata.com](http://airbrush-iwata.com)



**Iwata Revolution HP-TR1 0.3 mm Nozzle — R 5000**  
**Iwata Revolution HP-TR2 0.5 mm Nozzle — R 5500**

- Unique pistol trigger that is comfortable and smooth
- Featuring the Pistol Grip Filter, your last defense against moisture and 1/3 oz (TR1) or 1/2 oz (TR2) side-mount color cup
- Dual-action for full control over paint and spray
- Great for custom automotive painting since the design offers a similar feel and comfort typical of spray gun usage
- Can also be used with Iwata 1 oz and 2 oz side-mount bottle sets, which are available separately



**Iwata Revolution AR — R 1500**

- A 0.3 mm nozzle/needle combination, gravity-feed airbrush designed for quick changes of custom mixed colors
- The slotted cavity (1/32 oz) design makes for easy clean up and more efficient paint flow
- Ideal for nail and beauty applications



**Iwata Revolution BR — R 2500**

- A 0.3 mm nozzle/needle combination, gravity-feed airbrush designed for quick changes of custom mixed colors
- The funnel design of the cup (1/16 oz) makes for easy clean up and more efficient paint flow
- Ideal for nail and beauty applications



**Iwata Revolution CR — R 4500**

- A 0.5 mm nozzle/needle combination, gravity-feed airbrush designed for quick changes of custom mixed colors
- Versatile for moderate detail to background spraying
- Perfect for general-purpose art-and-craft projects, as well as model-railroad detailing, R/C car bodies, plastic kits and automotive painting



**Iwata Revolution SAR (Single-Action) — R 1000**

- A breakthrough in single-action airbrush design
- 0.5 mm nozzle/needle combination
- Built with the same quality and performance as the dual-action airbrush
- Perfect for those seeking high performance in a single-action design

For more information visit [airbrush-iwata.com](http://airbrush-iwata.com)



**High-Performance Assembly**  
 Even at Revolution's value price, you get the same Iwata quality and performance. Each nozzle is precisely made on the industry's most sophisticated machinery. They are hand-tested to ensure accurate control and fine atomization of the spray, and they are self-sealing, which eliminates the need for messy sealers. Unlike conventional brass nozzles, steel alloys are more durable and resist damage from harsh chemicals.



# neo

for iwata

## THE BEST AIRBRUSH FOR THE FIRST TIME USER!

Start airbrushing now with the NEO Series, only from Iwata. The NEO Series are versatile, value-priced airbrushes that can be used with a variety of different paints and mediums. Plus they're easy to use and easy to clean.

Iwata designed the NEO Series airbrushes to perform well at lower air pressures when used with smaller air compressors. Iwata backs the NEO Series airbrushes with an unprecedented five-year warranty.

### CHOOSE THE IWATA NEO AND START AIRBRUSHING NOW!



#### TRN1 NEO For Iwata — N 5500 Gravity-Feed Trigger Airbrush

- Easy to use and minimizes hand fatigue during extended use.
- Features a 0.35 mm needle and nozzle combination for finer detail spraying and medium-sized spray patterns.
- Includes interchangeable large 1/3 oz. (9 ml) and medium 1/16 oz. (2 ml) cups designed with a funnel shape, which makes for easy clean-up and more efficient paint flow.
- Pre-set handle to help control paint flow



#### TRN2 NEO For Iwata — N 5000 Side-Feed Trigger Airbrush

- Easy to use and minimizes hand fatigue during extended use.
- Features a 0.5 mm needle and nozzle combination for high-performance, general-purpose, high-paint flow spraying and wider spray patterns.
- Includes a 1/4 oz. (7 ml) and 1/2 oz. (15 ml) gravity side-feed cups and a 1 oz. (30 ml) siphon-feed bottle. (Also compatible with other sizes of Big Mouth Bottles and Iwata bottles.)
- Pre-set handle to help control paint flow



**CN NEO For Iwata — N 4500  
Gravity-Feed Dual-Action Airbrush**

- Features a unique 0.35 mm needle and nozzle combination for finer detail spraying and medium-sized spray patterns
- Includes interchangeable large (9 ml) and medium (2 ml) cups designed with a funnel shape, which makes for easy clean-up and more efficient paint flow (Airbrush will hold 0,9 ml without a cup attached)



**BCN NEO For Iwata — N 2000  
Siphon-Feed Dual-Action Airbrush**

- Features a 0.5 mm needle and nozzle combination for high-performance, general-purpose, high-paint-flow spraying and wider spray patterns
- Includes a 28 ml Big Mouth Bottle (Also compatible with other sizes of Big Mouth Bottles and Iwata bottles.)

**neo air  
for iwata**

**NEO Air for Iwata** Item IS 30 DE

Great for make-up, hobbies and cake decorating. Works with most gravity-feed airbrushes.

**Features**

- Compact, portable, miniature air compressor
- Weighs less than a pound!
- Working pressure from 1 PSI to 15 PSI
- On/off and 3-speed control button
- Airbrush holder
- Air hose
- 100V—>240V power supply
- Size: 13 x 9.9 x 6.5 cm

**Technical Specifications**

CFM: 0.37 CFM@ open flow (10.5 LPM)  
PSI: 1-15 psi max. pressure  
Weight: 0.43 kg



For more information visit [airbrush-iwata.com](http://airbrush-iwata.com)



**neo**  
for iwata



All NEO for Iwata airbrushes are *Warranted* against all manufacturing defects of material and manufacture or workmanship for a period of FIVE years from the date of purchase.

This warranty does not cover fluid needles or fluid nozzles since these parts need to be replaced occasionally due to normal wear. Any other part or material that is or becomes defective so as not to be usable within this period will be repaired or replaced. This warranty does not cover damage caused by negligence or airbrushes that have been altered or abused in any way.

Call or email us before returning an airbrush for the appropriate procedure for warranty repairs.

# iwata *studio series*

COMPRESSORS

## Sought After Features at an Affordable Price

Available for the beginning or casual airbrush user, Iwata Studio Series Compressors utilize the latest technology to fulfill your every airbrushing need. Powerful, compact and remarkably quiet, these reliable compressors, with oil-less piston motors, are low maintenance and affordably priced, meaning artists can now spray a variety of different mediums without compromise.

Iwata Studio Series products are built with Iwata best-quality assurances and specifically engineered for use by creative people. It has never been easier to start with Iwata since all Studio Series Compressors are sold complete with air hoses and an adapter to fit any airbrush.

### ***Iwata Freestyle Air*** Item IFS 1000

**Battery Compressor:** The lightweight (1.7lb) Iwata Freestyle Air Battery-Powered Airbrush Compressor is designed for low pressure applications such as bridal and runway make-up, cake decorating, hobby applications and temporary tattoos using thinner mediums. It is ideal for on-set make-up and any low pressure application where mobility is essential. The included international plugs allow for travel abroad.

With its 3-speed rolling switch ranging from 5-19 PSI, the Iwata Freestyle Air powers most gravity-feed airbrushes and can be used with other airbrush brands. It is best in class for portability and power.

Use the Iwata Freestyle Air plugged in or with the rechargeable NiMH battery. The battery is fully charged within one hour and can be charged on or off the compressor unit.

(Battery charges when the unit is plugged-in but not in use.)

With a full battery charge, run-time is approximately 45 minutes at 10 PSI.

The Iwata Freestyle Air is equipped with an auto-protect feature that turns the compressor off after 9 minutes.

To turn the compressor back on, slowly roll the on/off switch in any direction.

#### Features

- Dual position airbrush holder for use upright or flat
- On/off rolling switch with 3 speed adjustment
- AC power adapter with international plugs (100-240V~50/60Hz)
- Non-skid, anti-vibration base
- 5ft (1.5 m) lightweight air hose
- Size: 10.6 x 16.7 x 5.7 cm

#### Technical Specifications

Motor: 12 Volt  
Max. Pressure: max. 1.3 bar  
Air Delivery: 10.5 L/min  
Weight: 0.76 Kg

iwata  
*Freestyle*  
air™



## Ninja Jet Item IS 35 DE

**Compact Reliability:** The Ninja Jet compressor proves ideal for the occasional and professional artist doing low PSI airbrush applications. It's compact and reliable.

### Features

- Zero-maintenance, oil-less piston air compressor
- Working pressure from 1 PSI to 18 PSI
- Adjustable pressure regulator
- Coiled airhose fits Iwata airbrushes
- On/off switch
- Size: 16.9 x 15.9 x 8.3 cm



### Technical Specifications

Motor: 140-110 Watt  
 Max. Pressure: max. 1.3 bar  
 Air Delivery: 9 L/min  
 Weight: 2.7 Kg  
 Standard: 4 m coil hose



## Silver Jet Item IS 50 DE

**Compact Reliability:** The Silver Jet compressor proves ideal for the occasional and professional artist doing low PSI airbrush applications. It's compact, reliable and quiet.

### Features

- Zero-maintenance, oil-less piston air compressor
- Working pressure from 1 PSI to 18 PSI
- Includes the Iwata Pistol-Grip Filter
- Special cord wrap for easy storage
- Air-pressure gauge on unit
- Coiled airhose fits Iwata airbrushes
- On/off switch
- Size: 15 x 15.5 x 18 cm

# iwata studio series Silver Jet

### Technical Specifications

Motor: 140-110 Watt  
 Max. Pressure: max. 1.3 bar  
 Air Delivery: 9 L/min  
 Weight: 2.9 Kg  
 Standard: 4 m coil hose



**iwata**  
 studio series  
 COMPRESSORS



### Smart Jet Technology

- Compressor shuts itself off automatically when not in use
- Less heat-related moisture build-up
- Produces full-capacity air on demand
- Reduces running time
- Less motor wear means longer compressor life
- Inherently quieter in any environment



### Sprint Jet Power

- Zero-maintenance, oil-less piston compressor
- Powerful 1/8-hp motor



### 2x Sprint Jet Power

- Zero-maintenance, oil-less DUAL piston compressor
- Powerful 1/6-hp motor



### 2x Power Jet Speed

- Runs at twice the RPMs of the Power Jet

## Smart Jet Item IS 850 DE

**Intelligent Power:** Featuring Iwata's Smart Technology, the Smart Jet compressor is perfect for the occasional and professional artist doing general airbrush applications. It's powerful, compact, reliable and quiet.

### Features

- Zero-maintenance, oil-less piston air compressor
- Extra hose for enhanced moisture separation
- Moisture filter also prevents pulsation
- Mounted air pressure gauge
- Bleed valve airflow adjustment to lower air pressure
- High-strength polyurethane hose fits Iwata airbrushes
- On/off switch
- Built-in airbrush holder
- Size: 25 x 18 x 16 cm
- Smart Jet Technology

### Technical Specifications

Motor: 91 Watt  
 Max. Pressure: 2.4 bar  
 Air Delivery: 18 L/min  
 Weight: 3.6 Kg  
 Standard: 3 m air hose



## Smart Jet Pro Item IS 875 DE

**Intelligent Power:** Featuring Iwata's Smart Technology, the Smart Jet Pro compressor is perfect for the occasional and professional artist doing general airbrush applications. It's powerful, compact, reliable and quiet.

### Features

- Zero-maintenance, oil-less piston air compressor
- Case-mounted air regulator / moisture-filter
- Air regulator for precise air-pressure adjustment
- Strong protective outer case
- High-strength polyurethane hose fits Iwata airbrushes
- On/off switch
- Built-in airbrush holder
- Size: 26.5 x 31 x 15.5 cm
- Smart Jet Technology



### Technical Specifications

Motor: 91 Watt  
 Max. Pressure: 2.4 bar  
 Air Delivery: 18 L/min  
 Weight: 6.4 Kg  
 Standard: 3 m air hose



## Power Jet Lite Item IS 925 DE

**Remarkable Power:** The Power Jet Lite compressor delivers twice the Sprint Power in a compact and portable design. Built with Iwata's Smart Technology, it automatically shuts off the compressor when not in use. Economically priced, the Power Jet Lite doesn't have a tank reservoir, yet delivers all the power necessary for use with the high paint-flow Iwata Eclipse airbrushes.

### Features

- Zero-maintenance, oil-less DUAL piston air compressor
- Case-mounted air regulator / moisture-filter
- Air regulator for precise air-pressure adjustment
- Strong protective outer case
- High-strength polyurethane hose fits Iwata airbrushes
- On/off switch
- Built-in airbrush holder
- Size: 26.5 x 31 x 15.5 cm
- Smart Jet Technology and 2X Sprint Jet Power

### Technical Specifications

Motor: 125 Watt  
 Max. Pressure: 4.2 bar  
 Air Delivery: 34 L/min  
 Weight: 7.9 Kg  
 Standard: 4 m air hose



## Power Jet Pro Item IS 975 DE

**Remarkable Power:** Featuring the same powerful twin-pump as the Power Jet, the Power Jet Pro compressor is equipped with dual-air pressure regulators for precise adjustment of airflow to two individual workstations. Built with Iwata's Smart Technology and a 2 liter tank reservoir, the Power Jet Pro is compact in size but delivers all the power necessary for use with the high paint-flow Iwata Eclipse airbrushes. Reasonably priced, the Power Jet Pro compressor is the most versatile and feature rich compressor in the Iwata Studio Series line.

### Features

- Zero-maintenance, oil-less DUAL piston air compressor
- 2-liter air storage tank, for spraying at higher air pressures and maximum moisture separation
- Zero pulsation at all air pressures
- DUAL Adjustable pressure regulators / moisture-filter
- DUAL Quick disconnect ports
- DUAL Built-in airbrush holders
- Strong protective outer case
- Size: 33 x 23 x 18 cm
- Smart Jet Technology and 2X Sprint Jet Power

### Technical Specifications

Motor: 125 Watt  
 Max. Pressure: 5.5 bar  
 Air Delivery: 34 L/min  
 Tank: 2 L  
 Weight: 11.9 Kg  
 Standard: 3 m air hose (with plug)



## Maxx Jet Item IS 1000 DE

**Maximum Speed:** The Maxx Jet compressor delivers twice the RPMs of the Power Jet in a portable design. Now you can power Iwata's Eclipse G3 and G5 (plus light use with the RG-3) and take your art on the road.

### Features

- Zero-maintenance, oil-less two pole motor air compressor
- Case-mounted air regulator / moisture-filter
- Dual manifold air regulator with airbrush and spray gun holders
- 2.5 liter air storage tank and internal cooling fan
- Strong, protective travel case with wheels and retractable handle
- Gear storage galore
- Two braided air hoses for an airbrush and a spray gun
- On/off switch
- Size: 32 x 32 x 57 cm
- 2X Power Jet Speed - Twice the RPMs of the Power Jet

### Technical Specifications

Motor: 125 Watt  
 Max. Pressure: 5.5 bar  
 Air Delivery: 40 L/min  
 Tank: 2.5 L  
 Weight: 14.2 Kg  
 Standard: 3 m air hose (with plug)

# iwata *studio series* **MAXXJet**



## Maxx Jet Expansion Tray Item IS TRAY

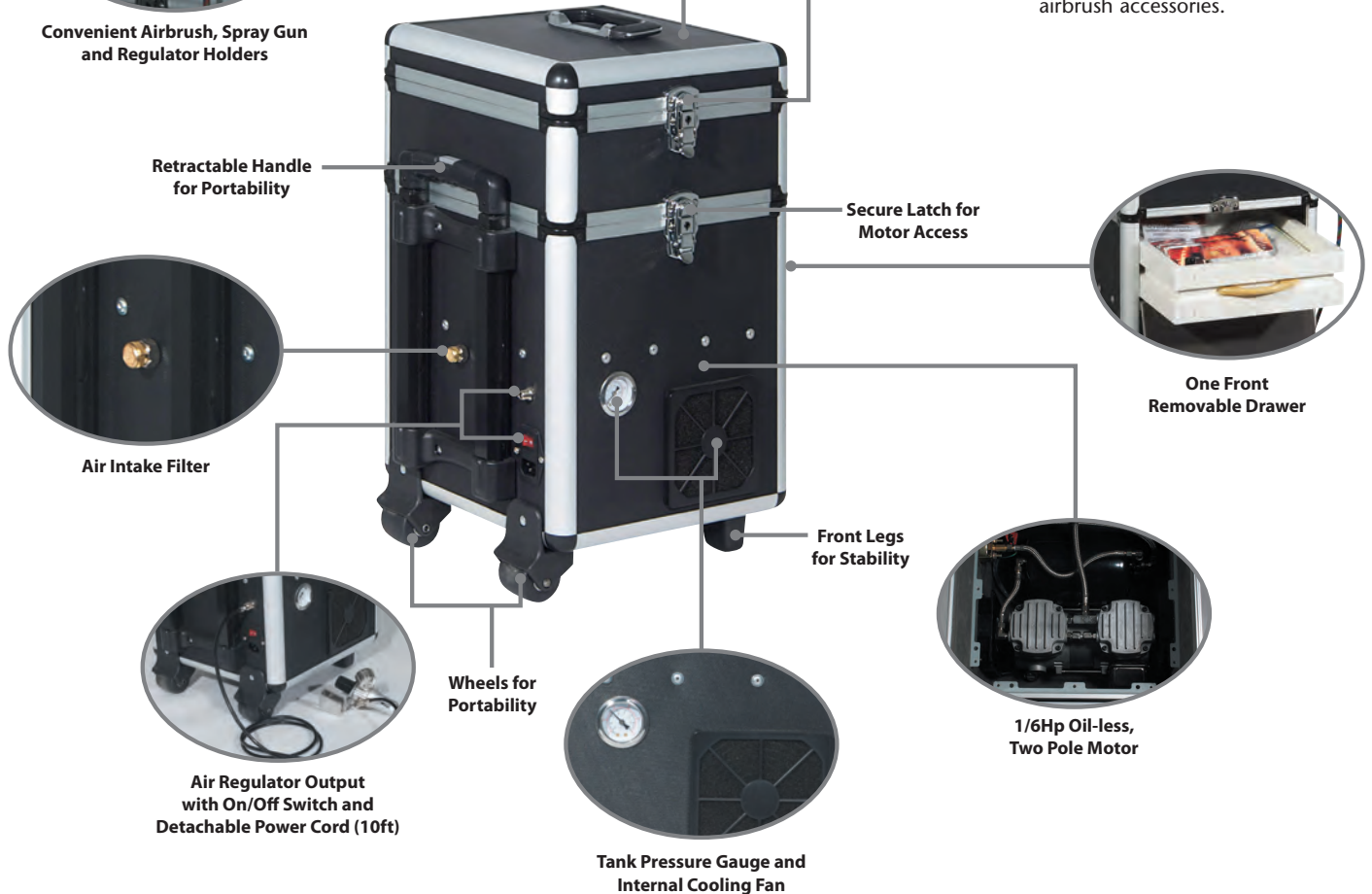
Sold separately, the Maxx Jet Expansion Tray fits onto the Maxx Jet Compressor giving you another level of storage for more of your airbrush accessories.



Convenient Airbrush, Spray Gun and Regulator Holders



Detachable Top With Handle Opens a Tray For Your Accessories



\*Spray gun, airbrush and accessories not included.

For more information visit [airbrush-iwata.com](http://airbrush-iwata.com)

# iwata *studio series*

## TUBULAR COMPRESSORS

Tubular Air Tank is a Carry Handle

### SMART JET PLUS TUBULAR COMPRESSOR Item IS 875HT DE

#### Features

- Compressor shuts itself off automatically when not in use
- Zero-maintenance, oil-less piston air compressor
- Built-in airbrush holder
- Air Regulator and Gauge for precise air pressure adjustment
- Air tank (0.5 liter) inside the handle
- High-strength braided nylon covered hose fits all Iwata airbrushes
- Size: 28 x 16 x 27.5 cm
- On/off switch

#### Works Great with:

- Eclipse BCS (40 psi)
- Kustom TH (40 psi fan/round cap)
- RG-3 (40 psi round cap)
- Eclipse G3 and G5

#### Technical Specifications

Motor: 150 Watt  
 Max. Pressure: 4.2 bar  
 Air Delivery: 23 L/min  
 Tank: 0.5 L  
 Weight: 5.5 Kg  
 Standard: 3 m air hose



*Twice the RPM for Massive Power!*

### POWER JET PLUS TUBULAR COMPRESSOR Item IS 925HT DE

- Compressor shuts itself off automatically when not in use
- Zero-maintenance, oil-less piston air compressor
- Built-in spray gun holder
- Air Regulator and Gauge for precise air pressure adjustment
- Air tank (0.5 liter) inside the handle
- High-strength braided nylon covered hose fits all Iwata airbrushes
- Two built-in cooling fans
- Size: 28 x 16 x 33 cm
- Smart Technology and 2x Sprint Jet Power
- On/off switch

#### Works Great with:

- Eclipse BCS (50 psi)
- Kustom TH (50 psi fan/round cap)
- RG-3 (40 psi round cap / 20 psi fan cap)
- Eclipse G3, G5 and G6 (42-44 psi)
- LPH 80 (30 psi)
- W-101 (18 psi)

#### Technical Specifications

Motor: 220 Watt  
 Max. Pressure: 4.2 bar  
 Air Delivery: 39 L/min  
 Tank: 0.5 L  
 Weight: 7.1 Kg  
 Standard: 3 m air hose



# Airbrush Cleaning Kit

PN: CL 100

**"These are the same tools I use to get airbrushes clean and pristine."**

**Kirk Lybecker  
Iwata Technical Services**



Iwata Airbrush Cleaning Kit includes:



**Illustrated Instructions**  
Step-by-step process using these unique tools to get your airbrush clean and pristine.



**Three Extra Small Cleaning Brushes**  
For the tiniest openings and crevices of your airbrush. Brush colors may vary.



**50 Pipe Cleaners**  
Cleans your paint passage with non-shedding cotton fibers.



**Artool Studio Wipes 12 Count Pouch**  
Featuring Medea Airbrush Cleaner, Studio Wipes wipe away paint from your airbrush or needle and keep your work surface clean.



**1 oz Bottle of Medea Airbrush Cleaner**  
Fast-acting and ready-to-use for airbrushes and most surfaces.



**Medea Super Lube**  
Made without Silicone, a small drop will keep your airbrush parts moving smoothly.



**Iwata Nozzle Wrench**  
Remove or tighten your nozzle without damage. Fits all Iwata and NEO airbrushes except Iwata Eclipse Series and the NEO TRN2 Side-Feed Trigger Airbrush.



**Iwata LED Magnifier**  
Inspect airbrush parts at 30X/60X with white and blue LED lights.



**Sturdy Iwata Case With Latch And Hang Loop**  
Keep all your cleaning tools in one convenient case.




# Airbrush Cleaning Mat

**Iwata Raised Ridge Airbrush Cleaning Mat**

- With its unique raised edge, your parts will never roll away again!
- Take apart and reassemble your airbrush on a large, safe and soft surface
- Non-skid backing
- 29.5 x 27 cm

PN: CL 200





### Medea Airbrush Cleaner

- A mild, general-purpose cleaner, great for cleaning any airbrush or any artist tools where acrylics, watercolors, gouache, inks or dyes are used
- Works well on all models of airbrushes, synthetic and natural-haired paint brushes, and is excellent for use in the ultrasonic cleaning of technical pens
- Environmentally safe and ready to use
- Available in 4 oz, 8 oz, 16 oz and 32 oz sizes

### Medea Airbrush Cleaner with invertible 360 Nozzle

- The invertible 360 Nozzle releases Medea Airbrush Cleaner in a solid stream or a fine spray right-side up or upside down for airbrushes, work surfaces and studio tools
- Use the powerful stream setting to quickly flush and rinse the airbrush cup, fluid cavity or siphon joint
- Use the spray setting for cleaning art materials, airbrush bodies, work surfaces and studio tools

16 oz PN: 6 360 16

### Airbrush Cleaning Kit Refill Pack

- Stock up on the unique tools from the Iwata Airbrush Cleaning Kit to keep your airbrush clean and pristine!

PN: CL 150

*Contains: illustrated instructions, Artool Studio Wipes 12 count pouch, 50 pipe cleaners, three extra small cleaning brushes and 1 oz bottle of Medea Airbrush Cleaner*



### Artool Studio Wipes

- Contains Medea Airbrush Cleaner
- Cleans art materials, work surfaces, airbrushes and studio tools

Available in 80 count tub (PN: 6 600 80) and 12 pack pouch (PN: 6 600 12)



For more information visit [airbrush-iwata.com](http://airbrush-iwata.com)



**CLEAN YOUR AIRBRUSH LIKE A PRO...**

**AND HAVE A GREAT AIRBRUSH EXPERIENCE!**

# iwata MEDEA

## Airbrush Accessories

All the extras you need to make your creative work look exceptional



### ***AIR-PORT™***

**AIRBRUSH WORK STATION**

Patent Pending

**BY KARAJEN CORP.**

The AIR-PORT™ AIRBRUSH WORK STATION provides a simple and convenient way to keep you organized. Easily mount your AIR-PORT™ with its sturdy mounting magnets anywhere you work or bolt it to a desired location for permanent mounting. Made of solid 18-gauge steel construction with a powder-coated finish, the AIR-PORT™ holds three airbrushes and all your airbrushing supplies, so you can keep focused on your work.

Size: 23 x 12.7 x 6.3 cm

Weight: 4 Pounds

PN: KJ 200

### ***AIR-PORT™ HANGER™***

Patent Pending

**BY KARAJEN CORP.**

The AIR-PORT HANGER™ will hang most styles of airbrushes. Its adjustable hanging positions accommodate for the most varying types of airbrush shapes and feed types. The AIR-PORT HANGER™ is constructed of solid 18-gauge steel for long-lasting durability. It will attach securely to most metal surfaces by its powerful mounting magnet, or it can be bolted permanently to any work area.

PN: KJ 100



**ADJUSTABLE SLIDING ARMS  
ACCOMMODATE VARIOUS AIRBRUSH STYLES**



**THESE KARAJEN PRODUCTS ARE AVAILABLE EXCLUSIVELY THROUGH IWATA-MEDEA.  
AIRBRUSH AND ACCESSORIES NOT INCLUDED.**

For more information visit [airbrush-iwata.com](http://airbrush-iwata.com)



### **Pistol-Grip Filter**

Attaching directly onto the airbrush, the Iwata-Medea Pistol-Grip Filter is the final defense to deliver clean, dry air to your airbrush. Miniature in size, the super-fine, 5-micron filter element performs like a full-size filter separator.

The clear filter bowl allows a visual inspection of built-up moisture and is evacuated through a spring-loaded release valve – without taking the filter off the airbrush.

Comfortable in the hand, the Pistol-Grip Filter acts as a handle on the airbrush to relieve muscle tension.

PN: F A450



**iwata**  
**MEDEA**  
Airbrush Accessories



### **External MAC Valve**

#### **Infinite control of airflow at the airbrush**

- Spray a coarse stippling effect to full atomization with a quick turn
- For fine line or detail work, adjust to create optimum airflow for maximum control of paint output
- Fully open the External MAC Valve and quickly clean the airbrush during color changes or for wide background spraying

**Fits all Iwata airbrushes**

PN: K 250



### **Custom Grip Handle**

#### **Ergonomic, textured, non-slip grip for better airbrush control**

**Fits These Iwata Airbrushes:**

- Kustom TH
- Kustom TR
- Revolution TR1
- Revolution TR2

PN: K 200

# iwata



Invented and Patented by Gentry Riley

**The Triple-Action Handle Fits These Iwata Airbrushes:**

- Hi-Line Series
- HP-C and HP-BC
- HP-C Plus and HP-BC Plus
- Eclipse CS, BCS and BS
- Revolution BCR and CR
- Kustom CH and CS



One (1) Set with Five (5) Colored Handles  
PN: K 155

One (1) Set with One (1) Silver Handle  
PN: K 150



1. Quick Needle Release



2. Quick Flush



3. Pre-Set Handle



Bonus!  
Needle Cap Holder



OFFSET, FRICTION FIT CONNECTOR  
DOMED CAP FOR ADDED STRENGTH

LARGE OPENING FOR POURING AND MIXING PAINT

SOLVENT PROOF

GRADUATED BOTTLES  
Except for the 1 oz and 2 oz Cylinders

RAISED AIR INTAKE

HIGH-STRENGTH ONE-PIECE CAP

DETACHABLE PICK UP TUBE

LEAK-PROOF SEAL



- Offset connector allows larger diameter bottles to affix easily to your airbrush
- Raised air intake creates a splash-proof opening
- Durable, one-piece, easy-to-clean cap and a leak-proof seal



1 oz (30CC) Cylinder with 20 mm Airbrush Cap  
PN: A 470 1

2 oz (60CC) Cylinder with 24 mm Airbrush Cap  
PN: A 470 2

3 oz (80CC) Jar with 38 mm Airbrush Cap  
PN: A 480 2

2.5 oz (75CC) Cylinder with 38 mm Airbrush Cap  
PN: A 480 3

4 oz (110CC) Cylinder with 38 mm Airbrush Cap  
PN: A 480 4

Adapter Caps Available Separately: A 490 20 — 20 mm Adapter Cap • A 490 24 — 24 mm Adapter Cap • A 490 38 — 38 mm Adapter Cap  
All Iwata Big Mouth Airbrush Bottle Caps will fit most popular brands of paint.





### High Strength Translucent Jar and Cylinder Bottle Sets

- Most complete bottle assortment available anywhere
- Sets are designed for all types of mediums — both solvent- and water-based paints
- Cylinder bottles are ideal for designing compact multiple-gun systems since they will fit closer together than the jar-shaped bottles

Available with No-Rust or Fast-Blast Caps



### Crystal Clear Jars and Cylinder Bottle Sets

- Designed for water-based paint, these bottles reveal the actual color in the bottle

Available with No-Rust or Fast-Blast Caps



### Side-Feed Bottles, Siphon and Gravity-Feed Cups

- Add versatility to any side-feed Iwata airbrush with these bottles and cups
- Fits models HP-SB Plus, CM-SB, Eclipse-SBS



### Cobra Coil Air Hoses

- Unique in its design because it recoils out of the way when not in use
- Made of strong polyurethane for use with all Iwata airbrushes and most other airbrush brands
- Available in 6' (CT I 06) and 10' (CT I 10) lengths



### Straight Shot Air Hoses

- Made of polyurethane, which is 1/3 the weight of the braided airhose
- Available in 6' (DT I 06) and 10' (DT I 10) lengths
- For use with all Iwata airbrushes with standard 1/4" threads to fit most air sources



### Nylon-Covered Braided Air Hoses

- 10' long
- Available for all Iwata airbrushes (BT 010) and RG-3 and W-101 spray guns (BT 050)



### AH 250 Airbrush Holder

- Made of high-impact-resistant plastic and nickel-plated brass
- Securely holds two of any make or model airbrush
- Attach to table top, easel, workstation and virtually anywhere
- Bracket can accommodate most air filters and regulators

PN: AH 250



### No-Rust Caps

- No-rust plastic caps are solvent-proof
- No gasket means no deterioration and less parts for fewer hassles
- Available in sizes 20 mm, 24 mm and 38 mm



### Fast-Blast Caps

- Straight, one-piece paint-passage tube ensures easy cleaning and is leak-proof
- All plastic construction means no rust and that it's solvent-proof
- No gasket guarantees against deterioration
- Friction-fit joint securely holds bottle to airbrush



### Medea Super Lube

- Non-toxic and no silicone
- Can be used on all moving parts of an airbrush
- Use on the main lever, needle packing and valve-piston packing to keep them moving smoothly
- Apply in the needle cap and on the needle to enhance paint flow and prevent tip drying
- A must for any airbrush user

PN: 015 001



### Iwata Table-Top Cleaning Station

- No overspray while cleaning your airbrush
- Easy to clean container
- Convenient and portable
- Easy to change filter (NAC 211)

PN: NAC 201



### Pre-Set Adjustable Handles

- Great for adjusting to the perfect working spray width
- Limit the amount of needle travel, allowing for greater control of the airbrush
- Ideal for students getting started or for professionals where the finest control of spray is needed
- Adjustment screw is finely threaded, allowing for precise fine tuned control
- Handles available for all Iwata airbrushes, except the Revolution SAR



### Multiple-Valve Assemblies

- Two and 3-way valve assemblies are ideal for splitting air from a single air source into multiple gun setups
- Valves are leak-proof
- Can be purchased separately for custom set-ups



### Crown Caps

- Can replace the needle cap on most Iwata airbrushes
- Decreases paint build-up on the needle and in the nozzle cap, eliminating spitting
- Shorter length allows for finer detail work while still protecting the needle



### 1/4" Threaded Fittings

- Male and female threaded fittings are used for connecting air hoses, regulators and multiple valve assemblies to air source



### 1/4" Threaded Quick Disconnect

- Quick Disconnect fittings and adaptors are used for convenient disconnecting of air hoses from air source



### Moisture Filters and Regulators

- Essential for optimizing the performance of both the compressor and the airbrush
- Attach either directly to the air source or can be placed inline between two air hoses
- A high-quality 5-micron filter is used to remove any potential moisture particles
- Comes with PTFE Tape and male/female or male/male adaptors



### Air Hose Adaptors

- Versatile air hose adaptors allow conversion of most other manufacturers' airbrush hoses to be used with Iwata airbrushes



### Iwata Nozzle Wrench


- Remove or tighten your nozzle without damage
- Fits all Iwata and NEO airbrushes except Iwata Eclipse Series and the NEO TRN2 Side-Feed Trigger Airbrush

PN: CL N W1



### Quick Disconnect Adaptors

- Screw onto each Iwata airbrush and are used in conjunction with the quick disconnect set on the air hose
- Allows for the convenient use of multiple Iwata airbrushes with one air hose



### Iwata LED Magnifier

- See parts up close at 30X/60X
- White and blue LED lights

PN: CL M G1



### Quick Disconnect Sets

- Allow versatile use of multiple airbrushes with one air source and hose
- Completely shuts off airflow when disconnected
- Screws onto all Iwata air hoses and airbrushes
- With its quick-release action, changing airbrushes is fast and easy
- Rated for air pressures up to 120 psi

# Basic Airbrush Techniques

## A Complete Course


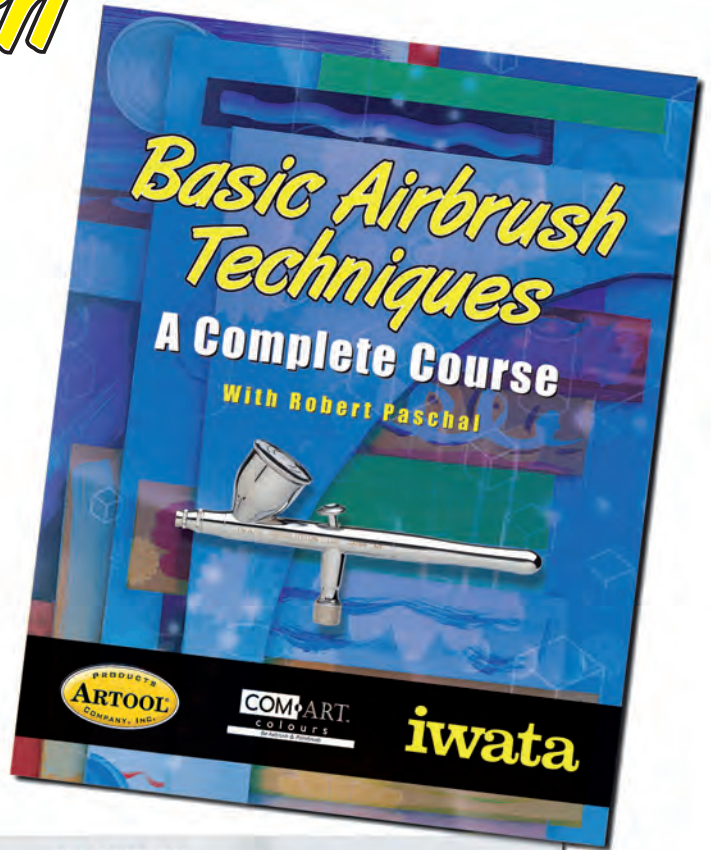
With Robert Paschal

Learn from Robert Paschal the fundamentals of airbrushing in a foolproof, easy and straightforward method.

Robert covers these concepts and more:

- Introduction to different types of airbrushes and air sources
- How to clean your airbrush quickly and easily
- Exercises to gain airbrush control
- How to use FrisketFilm
- Creating 3 dimensions with shading

PN: VT 070



# Basic Airbrush Techniques

## Exercise Kit

All together in one kit are the necessary materials needed to complete the exercises in Robert Paschal's book, *Basic Airbrush Techniques* (sold separately).

Included in the Exercise Kit:

- Com-Art Airbrush Paints, 1 oz Black and 1 oz Red
- 1 oz Bottle of Medea Airbrush Cleaner
- 8 Sheets of Artool FrisketFilm
- Iwata Art Knife – For Cutting FrisketFilm
- 5 Double-Sided, Pre-Printed Exercise Sheets

PN: VT 075



For more information visit [airbrush-iwata.com](http://airbrush-iwata.com)

# iwata

## AIRBRUSH SETS



### iwata *Eclipse* STARTER KITS

#### Item AKES001

Set Includes:

- Iwata Eclipse HP BS Airbrush
- HPA Quick joint (male + female)
- Nylon Covered Braided Hose
- Airbrush Cleaner 4 oz / 112 ml
- Cobalt Blue Opaque 1 oz / 28 ml

#### Item AKES002

Set Includes:

- Iwata Eclipse HP CS Airbrush
- HPA Quick joint (male + female)
- Nylon Covered Braided Hose
- Airbrush Cleaner 4 oz / 112 ml
- Cobalt Blue Opaque 1 oz / 28 ml

### iwata *MODEL KIT* STARTER KIT

#### Item CRIS50BLKDE

Set Includes:

- Iwata Revolution HP CR Airbrush
- IS 50 Silver Jet Compressor (blk version)
- HPA CH 41 Coil Type Air Hose (1/8 - 1/8)



# iwata *Beginner* AIRBRUSH SET

## Item IW 125

Set Includes:

- Iwata Studio Series Ninja Jet Compressor
- NEO for Iwata CN Gravity-Feed Dual-Action Airbrush
- Table-Top Cleaning Station
- Basic Airbrush Techniques: A Complete Course by Robert Paschal
- Basic Airbrush Techniques Exercise Kit



# iwata *Beginner* AIRBRUSH SET

## Item IW 126

Set Includes:

- Iwata Studio Series Ninja Jet Compressor
- NEO for Iwata BCN Siphon-Feed Dual-Action Airbrush
- Table-Top Cleaning Station
- Basic Airbrush Techniques: A Complete Course by Robert Paschal
- Basic Airbrush Techniques Exercise Kit



# iwata *Deluxe* KIT

## Item DLXIS850CR

Set Includes:

- HP CR Revolution Airbrush
- IS 850 SMART JET Compressor
- HPA Quick joint (male + female)
- Table Top Cleaning Station
- COM ART paint KIT A Opaque Primary
- Pistol Grip Moisture Filter
- Lubricant 1/2 oz / 14 ml SUPER LUBE
- Instructional Video Eddie Young Freehand DVD
- Airbrush Cleaner 4 oz / 112 ml
- Stencil Arttool EDDIE YOUNG - VIMFH2SP



# iwata Airbrush Sets

**Only from Iwata, these airbrush kits will have you learning on the best equipment in the industry.**

**Each kit includes an assortment of materials that will have you airbrushing fast and producing impressive results.**

- Standard
- Optional

		K-CM	K-CH	K-TH	K-CS	K-TR	CM-B	CM-SB	CM-C	CM-C Plus	HP-AH	HP-BH	HP-CH
Descriptions		Kustom					Custom Micron				Hi-Line		
		K 9000	K 9100	K 9200	K 9300	K 9400	ICM 2002	ICM 3002	ICM 4002	ICM 4502	H 1100	H 2100	H 4100
Nozzle	Item Number												
	Sets*												
	6 Pack**												
	Nozzle Size	0.23	0.3	0.5	0.35	0.3	0.18	0.18	0.23	0.23	0.2	0.2	0.3
	Optional Nozzle Size		0.2		0.5	0.5	0.23	0.23	0.18	0.18	0.3	0.3	0.2
Paint Reservoir	Matched Head System	●					●	●	●	●			
	Screw-In Nozzle		●	●		●					●	●	●
	Drop-In-Self-Centering Nozzle				●								
	Gravity-Feed Body Cavity										●		
	Gravity-Feed Cup						●					●	
	Gravity-Feed Cup								●	●			●
	Gravity-Feed Cup	●	●	●	●	○							
	Gravity-Feed Cup			○		●							
	Gravity-Feed Side Cup							○					
	Gravity-Feed Cup							●					
	Gravity-Feed Cup							○					
	Side-Feed Bottle							○					
	Siphon-Feed Bottle												
	Siphon-Feed Bottle												
	Siphon-Feed Bottle High Strength Jar												
	Stainless-Steel Cup												
	Stainless-Steel Cup												
	Aluminium Cup												
	Gravity-Feed Bottle												
	Siphon-Feed Bottle Sets												
Side-Feed Bottle Sets							○						
Trigger	Single-Action												
	Dual-Action	●	●	●	●	●	●	●	●	●	●	●	●
	Fixed Double-Action												
Spray Pattern	Micro-Line to 3/4 in. (20-mm)						●	●					
	Micro-Line to 1 in. (25-mm)	●							●	●			
	Hairline to 3/4 in. (20-mm)										●	●	
	Hairline to 1 in. (25-mm)		●										●
	Hairline to 2 in. (50-mm)				●								
	Fine-Line to 1-1/2 in. (38-mm)					●							
	1/8 in. to 2-1/2 in. (3-mm to 63-mm) Round or Oval				●								
	Round Pattern	●	●	●	●	●	●	●	●	●	●	●	●
Fan Pattern			●										
Features	Pre-Set Handle			●			●	●	●		○	○	○
	Pre-Set Cut-Away Handle	●	●		●	●				●	●	●	●
	Single Cut-Away Handle										○	○	○
	Solid Ergonomic Handle										○	○	○
	Adjustable Main Lever Tension	●	●	●	●		●	●	●	●	●	●	●
	Micro Air Control (MAC) Valve	●	●	●						●	●	●	●
	Right- or Left-Hand Cup Position							●					
	Replaceable PTFE Needle Packing	●	●	●	●	●	●	●	●	●	●	●	●
	Crown Cap	●	○		○	○	●	●	●	●	○	○	○
	Pre-Set Needle Adjustment												
	Air Pressure Adjustment												
	Fan Pattern Adjustment												
	Cartridge-Style Air Valve Set												
	Round Pattern Air Cap				●								
	Fan Pattern Air Cap				●								

\*Sets: ECL 2001 and ECL 4501 include airbrush, bottle (ECL 2001 only), hose, cleaner and paint. R2001 includes airbrush, bottle and hose

\*\* 6 Pack includes 6 airbrushes only

- Standard
- Optional

		HP-A Plus	HP-B Plus	HP-BS Plus	HP-C Plus	HP-BC Plus	HP-BCS	HP-BS	HP-SBS	HP-CS	G6	G3	G5
Descriptions		High Performance Plus					Eclipse						
Item Number		H 1001	H 2001	H 3001	H 4001	H 5001	ECL 2000	ECL 2500	ECL 3500	ECL 4500	ECL 9000	ECL 9100	ECL 9002
Sets*							ECL 2001			ECL 4501			
6 Pack**							ECL 2006						
Nozzle	Nozzle Size	0.23	0.3	0.5	0.35	0.3	0.5	0.35	0.35	0.35	0.6	0.3	0.5
	Optional Nozzle Size		0.2		0.5	0.5	0.35	0.5	0.5	0.5		0.5	0.3
	Matched Head System												
	Screw-In Nozzle	●	●	●	●	●					●	●	●
	Drop-In-Self-Centering Nozzle								●	●			
Paint Reservoir	Gravity-Feed Body Cavity	●											
	Gravity-Feed Cup							●					
	Gravity-Feed Cup				●					●			
	Gravity-Feed Cup												
	Gravity-Feed Side Cup			○					○				
	Gravity-Feed Cup			●					●				
	Gravity-Feed Cup			○					○				
	Side-Feed Bottle			○					○				
	Siphon-Feed Bottle					●							
	Siphon-Feed Bottle						●						
	Siphon-Feed BottleHigh Strength Jar										●		
	Stainless-Steel Cup										○	●	○
	Stainless-Steel Cup										○	●	
	Aluminium Cup										○	●	●
	Gravity-Feed Bottle											●	
	Siphon-Feed Bottle Sets					○	○				○	○	
	Side-Feed Bottle Sets			○					○				
	Trigger	Single-Action											
Dual-Action		●	●	●	●	●	●	●	●	●			
Fixed Double-Action											●	●	●
Spray Pattern	Micro-Line to 3/4 in. (20-mm)												
	Micro-Line to 1 in. (25-mm)												
	Hairline to 3/4 in. (20-mm)	●	●	●									
	Hairline to 1 in. (25-mm)				●	●							
	Hairline to 2 in. (50-mm)						●	●	●	●			
	Fine-Line to 1-1/2 in. (38-mm)										●	●	●
	1/8 in. to 2-1/2 in. (3-mm to 63-mm) Round or Oval										●	●	●
	Round Pattern	●	●	●	●	●	●	●	●	●	●	●	●
Fan Pattern										●	●	●	
Features	Pre-Set Handle	○	○	○	○	○	○	○	○	○			
	Pre-Set Cut-Away Handle	●	●	●	●	●	○	○	○	○			
	Single Cut-Away Handle	○	○	○	○	○	●	●	●	●			
	Solid Ergonomic Handle	○	○	○	○	○	○	○	○	○			
	Adjustable Main Lever Tension	●	●	●	●	●	●	●	●	●			
	Micro Air Control (MAC) Valve												
	Right- or Left-Hand Cup Position			●					●				
	Replaceable PTFE Needle Packing	●	●	●	●	●	●	●	●	●			
	Crown Cap	○	○	○	○	○	○	○	○	○			
	Pre-Set Needle Adjustment										●	●	●
	Air Pressure Adjustment										●	●	●
	Fan Pattern Adjustment										●	●	●
	Cartridge-Style Air Valve Set										●	●	●
	Round Pattern Air Cap										●	●	●
	Fan Pattern Air Cap										●	●	●

\*Sets: ECL 2001 and ECL 4501 include airbrush, bottle (ECL 2001 only), hose, cleaner and paint. R2001 includes airbrush, bottle and hose

\*\* 6 Pack includes 6 airbrushes only

- Standard
- Optional

Descriptions		HP-BCR	HP-CR	HP-SAR	HP-AR	HP-BR	HP-TR1	HP-TR2	HP-M1	HP-M2	BCN	CN	TRN1	TRN2
		Revolution									NEO for Iwata			
	Item Number	R 2000	R 4500	R 1000	R 1500	R 2500	R 5000	R 5500	R 1050	R 1060	N 2000	N 4500	N 5500	N 5000
	Sets*	R 2001												
	6 Pack**													
Nozzle	Nozzle Size	0.5	0.5	0.5	0.3	0.3	0.3	0.5	0.3	0.4	0.35	0.6	0.3	0.5
	Optional Nozzle Size										0.5		0.5	0.3
	Matched Head System													
	Screw-In Nozzle	●	●	●	●	●	●	●	●	●	●	●	●	●
	Drop-In-Self-Centering Nozzle													
Paint Reservoir	Gravity-Feed Body Cavity				●									
	Gravity-Feed Cup					●			●				●	
	Gravity-Feed Cup		●							●		●		
	Gravity-Feed Cup													
	Gravity-Feed Side Cup						●	●						●
	Gravity-Feed Cup													●
	Gravity-Feed Cup													
	Side-Feed Bottle						○	○						
	Siphon-Feed Bottle													
	Siphon-Feed Bottle	●		●										
	Siphon-Feed BottleHigh Strength Jar													
	Stainless-Steel Cup													
	Stainless-Steel Cup													
	Aluminium Cup													
	Gravity-Feed Bottle										●			●
	Siphon-Feed Bottle Sets	○		○							○			○
	Side-Feed Bottle Sets							○	○					
Trigger	Single-Action			●					●	●				
	Dual-Action	●	●		●	●	●	●			●	●	●	●
	Fixed Double-Action													
Spray Pattern	Micro-Line to 3/4 in. (20-mm)													
	Micro-Line to 1 in. (25-mm)													
	Hairline to 3/4 in. (20-mm)				●									
	Hairline to 1 in. (25-mm)					●	●		●			●		
	Hairline to 2 in. (50-mm)							●					●	●
	Fine-Line to 1-1/2 in. (38-mm)	●	●	●						●	●			
	1/8 in. to 2-1/2 in. (3-mm to 63-mm) Round or Oval													
	Round Pattern	●	●	●	●	●	●	●	●	●	●	●	●	●
Fan Pattern														
Features	Pre-Set Handle	○	○	○	○	○							●	●
	Pre-Set Cut-Away Handle	○	○	○	○	○								
	Single Cut-Away Handle	○	○	○	○	○								
	Solid Ergonomic Handle	●	●	●	●	●								
	Adjustable Main Lever Tension	●	●	●	●	●								
	Micro Air Control (MAC) Valve													
	Right- or Left-Hand Cup Position													
	Replaceable PTFE Needle Packing	●	●	●	●	●	●	●						
	Crown Cap	○	○	○	○	○	○	○						
	Pre-Set Needle Adjustment													
	Air Pressure Adjustment													
	Fan Pattern Adjustment													
	Cartridge-Style Air Valve Set													
	Round Pattern Air Cap													
	Fan Pattern Air Cap													

\*Sets: ECL 2001 and ECL 4501 include airbrush, bottle (ECL 2001 only), hose, cleaner and paint. R2001 includes airbrush, bottle and hose

\*\* 6 Pack includes 6 airbrushes only



# *iwata medea APEED SHOP*

***Kustom Lifestyle. Love it. Live it. Wear it.***

The online store where you'll find our branded gear that the airbrush pros wear. Our growing line of products include shop shirts, bowling shirts, Hawaiian shirts, long-sleeve T-shirts and genuine Iwata-Medea/Artool staff shirts. Our killer swag is designed by famous artists like Craig Fraser, Steve Vandemon, Dennis Mathewson and many more to come.



Fraser-Vandemon  
Bowling Shirt

back view



back view

SEMA 2011 Gray  
Long Sleeve Shirt



back view

Fraser-Vandemon  
Shop Shirt



back view

Fraser-Vandemon  
Long Sleeve Tribal Shirt



front close-up

Custom Micron  
Long Sleeve Shirt



back view

Iwata-Medea/Artool  
Staff Shirt



close-up

Dennis Mathewson  
Hawaiian Shirt



back view

SEMA 2011  
Shop Shirt



back view

Original Iwata Bomber  
T-Shirt by Vandemon  
and Fraser



Iwata Airbrush Bottle Opener Key Chain

***available on demand***

# MAGNETIC DISPLAY for AIRBRUSHES and STENCILS

Item Code: VTEC0003

Each display includes:


- 14 HOOKS for AIRBRUSH
- 4 HOOKS for STENCILS

Dimensions: 190x50x50 cm  
Packaging dim. : 52x104x16,5 cm

Weight: KG 23,00



Magnetic crowner  
customizable on demand



Movable magnetic airbrush  
hook

# TABLE TOP AIRBRUSH DISPLAY

Item Code: VTEC0002


Display consisting of two panels on a plexiglass structure.

Suitable for small areas. It is possible to create practical and flexible display angles.

Dimensions: H 49 cm x L 30 cm (closed)  
H 49 cm x L 60 cm (opened)



metal hook for  
Artool Stencils



magnetic  
anti-theft cover

plexiglass structure



## SALES OFFICES:

### **ANEST IWATA USA Inc.**

West Chester - Ohio - U.S.A.  
inquiry@anestiwata.com  
www.anestiwata.com

### **ANEST IWATA do Brasil LTDA**

Sao Paulo - BRASIL  
contato@anest-iwata.net.br  
www.anest-iwata.net.br

### **ANEST IWATA Coating Solutions Corporation**

Yokohama - JAPAN  
www.anest-iwataeu.co.jp

### **ANEST IWATA Russia LLC**

Moscow - RUSSIA  
tam@anestiwata.ru  
www.anestiwata.ru

### **ANEST IWATA Shanghai Corporation**

Shanghai - CHINA  
customer@anest-iwata-sh.com  
www.anest-iwata-sh.com

### **ANEST IWATA Taiwan Corporation**

Hu-Kuo - TAIWAN R.O.C.  
service@anestiwata.com.tw  
www.anestiwata.com.tw

### **ANEST IWATA Vietnam CO. Ltd.**

Ho Chi Minh City- VIETNAM  
info@anest-iwata.vn  
www.anest-iwatasoutheastasia.com

### **PT. ANEST IWATA Indonesia**

Jakarta - INDONESIA  
www.anest-iwatasoutheastasia.com

### **ANEST IWATA Motherson Coating Equipment Ltd**

Noida - INDIA  
sales@aim.motherson.com  
www.motherson.com/anest-iwata-motherson.html

### **ANEST IWATA Middle East FZE**

Dubai - UNITED ARAB EMIRATES  
info@anest-iwata-me.com  
www.anest-iwataeu.com

### **ANEST IWATA South Africa Pty Ltd.**

Johannesburg - REPUBLIC OF SOUTH AFRICA  
www.anest-iwata.co.za

### **ANEST IWATA Australia Pty Ltd.**

Sidney - AUSTRALIA  
info@anest-iwata.com.au  
www.anest-iwata.com.au

## EUROPEAN SALES OFFICES:

### **ANEST IWATA Italia S.r.l.**

Torino - ITALY  
info@anest-iwata.it  
www.anest-iwataeu.com

### **ANEST IWATA Deutschland GmbH**

Leipzig - GERMANY  
info@anest-iwata.de  
www.anest-iwata.de

### **ANEST IWATA France S.A.**

Saint Quentin Fallavier, Lyon - FRANCE  
info@anest-iwata.fr  
www.anest-iwata.fr

### **ANEST IWATA U.K. Ltd.**

St. Neots Cambridgeshire - ENGLAND  
enquiries@anest-iwata.co.uk  
www.anest-iwata.co.uk

### **ANEST IWATA Iberica S.L.**

Badalona, Barcelona - SPAIN  
info@anest-iwata.es  
www.anest-iwata.es

### **ANEST IWATA Scandinavia AB.**

Partille, Göteborg - SWEDEN  
info@anest-iwata.se  
www.anest-iwata.se

### **ANEST IWATA Polska Sp. Z o.o.**

Poznań - POLAND  
info@anestiwata.com.pl  
www.anest-iwata.pl



*HEAD OFFICES:*

---

**ANEST IWATA Europe S.r.l.**  
Torino - ITALY  
[info@anest-iwataeu.com](mailto:info@anest-iwataeu.com)  
[www.anest-iwataeu.com](http://www.anest-iwataeu.com)

**ANEST IWATA Corporation**  
Yokohama - JAPAN  
[www.anest-iwataeu.co.jp](http://www.anest-iwataeu.co.jp)

# iwata

by ANEST IWATA



@iwata\_airbrush



/iwatamedea



iwatamedea



/iwatamedea1



MEDEA



ANEST IWATA Europe, Corso Vigevano 46 - 10155 Torino - Italy  
Tel. +39 011 22 74 402 - Fax +39 011 22 74 000 - info@airbrush-iwata.com

[www.airbrush-iwata.com](http://www.airbrush-iwata.com)